


Easy-to-use and powerful Mimaki software

The CF3 is supplied with the high performance cutting software, Mimaki Plotter Assistant and FineCut7. Cutting data is created with FineCut7. The cutting conditions are set up and the status of the plotter is monitored with the Plotter Assistant software. These software applications enable full utilization of the capabilities of the CF3.

Control software to run the CF3 from a PC



Mimaki Plotter Assistant
runs on Windows XP/Vista, as standard.


The Mimaki Plotter Assistant software controls the CF3 from a PC and monitors the status. Set-up and adjustment of the required cutting conditions is easily done using the wizard feature.

Status guidance function
This function enables you to monitor the status and ensures consistent cutting.


Wizard function
Following the simple steps in the wizard, set-up and adjustment of the required cutting conditions are easily achieved and ensure a successful cutting job.

Cutting condition function

- The cutting condition for each material and thickness in the software can be saved for later set-up of the cutting condition directly to CF3.
- The suitability of a cutting condition can be checked with the "Test Cut" function.
- It is possible to write and store any cutting condition in the cutting condition file of FineCut7.



Plug-in software to cut directly from CorelDRAW and Illustrator





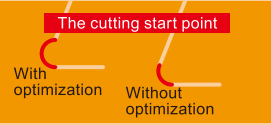
fine Cut 7
for CorelDRAW and Illustrator for Windows / Macintosh

FineCut7 utilizes the capabilities of the CF3 to the fullest. The software optimizes the cutting performance: direction, speed, start position, cutting order and cutting depth. The software is used as a plug-in for CorelDRAW and Illustrator.

Cutting function optimized for the router
The cutting function optimizes the cutting position with the router head. This function ensures proper cutting.

Final pass control
The last part of the pass is not cut in full to keep the material from shifting. This is done at a later stage with low force.

Cutting preview function
Before starting to cut, the cutting line, cut direction, and cutting order, etc. can be checked. This ensures a successful cutting job.



Specifications		CF3-1631	CF3-1610
Effective cut area		1,600 x 3,100mm (63" x 122")	1,600 x 1,000mm (63" x 39.3")
Head drive method		X,Y,Z,θ DC servo, special timing belt	
Maximum speed		50cm (19.6")/s	
Maximum acceleration		0.5G	
Static accuracy	Repeatability	±0.15mm	
	Distance	±0.1mm, or ±0.1% whichever is greater	
	Origin repeatability	±0.15mm	
Maximum cut depth		Router: 50mm (1.96"), Tangential cutter: 10mm (0.39"). Reciprocating cutter: 20mm (0.78")	
Maximum media thickness		Router: 50mm (1.96"), Tangential cutter: 30mm (1.18"). Reciprocating cutter: 20mm (0.78")	
Material clamp		Vacuum system with blower	
Command		MGL-II c 3 (MGL-II c)	
Interface		USB, RS-232C	
Main unit power supply		200V~240V, Single phase 50/60Hz Less than 6A	
Dust collector power supply		AC100V-120V, Single phase 50/60Hz, Less than 15A	
		AC200V-240V, Single phase 50/60Hz, Less than 10A	
Blower power supply		AC200V-240V, Single phase 50/60Hz, Less than 30A per unit	
Dimensions (WxDxH)		2250mm (88.6") x 4120mm (162.2") x 1320mm (52.0")	2250mm (88.6") x 1860mm (73.3") x 1320mm (52.0")

Options		
Item	Items No.	Descriptions
M head	OPT-C0209	Router model
R1 head	OPT-C0211	Reciprocating cutter model
TF2 head	OPT-C0210	Tangential cutter model
Vaccum unit	OPT-C0212	AC200-240V, Single phase 50/60Hz1.6/2.2kw with a filter

Vacuum unit is not included as a standard item.

●Some of the sample images in this catalogue are artificial renderings. ●All specifications and designs displayed in this catalogue are subject to change without prior notice. ●Company names and product names written in this catalogue are trademarks or registered trademarks of their respective owners.

MIMAKI ENGINEERING CO., LTD.

2182-3 Shigeno-otsu, Tomi-city, Nagano 389-0512, Japan
Tel: +81-268-78-2288
trading@mimaki.jp www.mimaki.co.jp

MIMAKI USA, INC.

150 Satellite Boulevard, suite A, Suwanee, Georgia 30024, U.S.A
Atlanta +1-888-530-3988 Boston +1-888-530-3986
Los Angeles +1-888-530-3987 Chicago +1-888-530-3985
www.mimakiusa.com

MIMAKI EUROPE B.V.

Joan Muyskenweg 42-44,
1099CK Amsterdam, The Netherlands
Tel: +31-20-4627-640
www.mimakieurope.com

printed in Japan DB40262-03

new CF3 Series CF3-1631/CF3-1610 Mimaki

Open up a world of new cutting possibilities

Cut rigid materials up to 50mm (2") with a router head
Extra large cut area of 1.6m x 3.1m (63" x 122")

* Your Mimaki dealer or Mimaki sales office will advise you of the suitability of specific materials that you would like to cut.

Equipped with a newly developed router head to cut up to 50mm (2")* in thickness. Cuts a wide range of materials with high accuracy

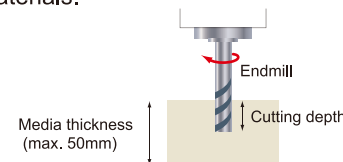
*Your Mimaki dealer or Mimaki sales office will advise you of the suitability of specific materials that you would like to cut.

Supports both small and large size media up to 1.6m x 3.1m (63" x 122"). Even difficult acrylic or aluminum composite panels can be cut with consistently high accuracy. User exchangeable cutting heads to suit a wide range of conditions widen your possibilities greatly.


M head (router)




The M head is used exclusively for router cutting. With a high-speed spindle, rigid materials such as acrylic or aluminum composite panels can be cut easily, even up to 50mm in thickness. The cut depth control function enables multiple cuts for especially thick materials.




Spindle speed	60,000rpm
Tool chuck	collet type
Maximum tool diameter	6mm (0.24")
Main materials	rigid materials such as acrylic and aluminum composite panels
Set tool	endmill



Channel board



Aluminum composite panel



Acrylic

R1 head (reciprocating cutter)



Thick materials up to 20mm (0.78") can be cut with the reciprocating cutter. The R1 head is equipped with a material-holding unit, which prevents cut materials from lifting. The cutting head is suitable for cutting corrugated boards and foam materials.

Maximum reciprocating speed	approximately 10,000 strokes/min
Stroke	1mm * dependent on the cutter and holder used
Maximum cut depth	20mm * dependent on the cutter and holder used
Main materials	cardboard, corrugated board, foam material
Set tool	swivel cutter/pen, reciprocating cutter, creasing tool, high-pressure tangential cutter



Corrugated board

TF2 head (tangential cutter)



The tangential cutter steers the blades as it cuts. With two types of tangential cutters and fine cut pressure settings a wider range of materials can be cut successfully. Various cutting tools are provided for a range of materials. Any suitable blade available on the market, can be mounted.

Vertical tool force	low-pressure head:300-1,500, high-pressure head:1,000-5,000 g
Main materials	reflective sheet, rubber, industrial materials
Set tool	swivel cutter/pen, tangential cutter, creasing tool and high-pressure tangential cutter



Industrial materials

The CF3 series incorporates innovative state-of-the-art-technology


The CF3 series cuts printed materials with high accuracy to satisfy your needs and creativity. Mimaki's latest cutting technology provides versatile solutions for a wide range of cutting jobs.

Color photo sensor

The patented Mimaki color photo sensor on CF3, reads registration marks (■) that are printed on the media to obtain more precision by automatic correction of alignment and distances.

Sensor

By recognizing the difference between the color of the media and of the registration marks (■), the position of the registration marks (■) is correctly detected regardless of the color of the media.



Light pointer

The registration marks (■) can be located easily. The light pointer can also be used to precisely position the media on the bed.

4-point adjustment

By detecting 4 registration marks and adjusting alignment and distance, precise contour cutting of complex shapes is enhanced.

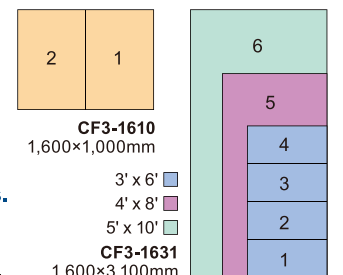


Media is firmly held by vacuum system

The vacuum area is divided into zones, 6 for the CF3-1631 and 2 for the CF3-1610. The zones can be separately activated to suit the media size. The vacuum system also incorporates a blower function for easier positioning of heavy media.

Easily hold down different size materials

According to the size of the media a number of zones can be activated to optimize hold down for any size material.



The blower function enables easy handling of heavy materials.

The blower function (reversing the air stream) can be activated to easily position, replace and move heavy media.

Automatic cleaning of the table surface


Blowing away the dust is essential for the router to move smoothly. The automatic cleaning function selects the area to be cleaned from a total of 8 sections. This automatic feature not only enhances reliability but also saves post cutting labour costs.

* The automatic cleaning function only applies to the M head (router)

In combination with the JF series, the CF3 series provides an effective print & cut solution.

Print&Cut

Together the CF3 series and the JF3 series form a powerful print & cut solution for small, medium size and large rigid media.



JF-1631
JF-1610

CF3 Series
CF3-1631/CF3-1610